

bernette

Accessory Catalog



www.mybernette.com

bernette

SWISS DESIGN

Chapter 1

Information

Information on the bernette Accessories Catalog	4
Overview of the applications of bernette presser feet	5
Machine overview of Sewing and Embroidery machines	6
The most important features of Sewing and Embroidery machines	7
Machine overview of Overlockers/Sergers	8
The most important features of Overlockers/Sergers	9
Accessory overview of Sewing and Embroidery machines	10
Accessory overview of Overlockers/Sergers	11

Chapter 2

Presser feet

General sewing	
Zigzag foot	13
Zigzag foot for Dual Feed	13
Zigzag foot with non-stick sole	13
Walking foot	14
Straight-stitch foot	14
Straight-stitch foot for Dual Feed	14
Buttons and buttonholes	
Buttonhole foot with slide	15
Button-sew-on foot	15
Elastic/stretch materials	
Overlock foot	16
Overlock foot for Dual Feed	16
Zips	
Zipper foot	17
Zipper foot for Dual Feed	17
Invisible-zipper foot	17
Hems and topstitching	
Blindstitch foot	18
Blindstitch foot for Dual Feed	18
Edgestitch foot	18
Hemmer foot	19
Hemmer foot for Dual Feed	19
Binder attachment for pre-folded bias tape	19

Decorative sewing

Embroidery foot	20
Open embroidery foot	20
Open embroidery foot for Dual Feed	20
Gathering foot	21
Ribbon-couching foot	21
Embroidery foot with clear sole	21
Cording foot	22
Cording foot for Dual Feed	22

Embroidery

Embroidery foot	22
Hopper embroidery foot	23

Patchwork

Patchwork foot	23
Patchwork foot for Dual Feed	23

Quilting

Darning-/Embroidery foot	24
Free-motion embroidery foot	24

Presser-foot sets

Presser-foot set b33/b35	25
Presser-foot set b37/b38	25
Presser-foot set b37/b38 Quilting	25
Presser-foot set b77/b79	25

Straight-stitch plate	27
Darning plate	27
Bobbins	27
Right seam guide	28
Fabric-feeding aid for sewing buttonholes	28
Extension table	28
Knee lifter	29
USB stick	29
Touchscreen pen	29
Carrying bags for sewing machines and embroidery modules	30
Trolley	30
Needle assortment	30

Chapter 2

Presser feet

Chapter 3

Accessories for Sewing Machines

Chapter 4

Accessories for Embroidery Machines

Multiple-spool holder	32
Multiple-spool-holder extension	32
Chicago embroidery hoops	32
Deco embroidery hoops	33
b70 series embroidery hoops	33

Chapter 5

Software

BERNINA Toolbox	35
BERNINA CutWork Software Suite	36
BERNINA CutWork software code	36
BERNINA CutWork Tool	36
BERNINA CutWork replacement needles	36

Chapter 6

Accessories for Overlockers/Sergers

General sewing	
Standard presser foot	38
Standard presser foot with clear sole	38
Ribbon-couching foot	38
Belt-loop foot	39
Hems and topstitching	
Elasticator foot	39
Blindstitch foot	39
Hemmer foot	40
Binder attachment for unfolded bias tape	40
Decorative sewing	
Piping foot	40
Pearl foot	41
Beading and sequin foot	41
Cording foot	41
Gathering foot	42
Lace foot	42
Hemmer and lace foot	42
Presser-foot sets	
Presser-foot set b42/b48	43
Presser-foot set b44/b48	43
Other accessories	
Cut-offs bin	44
Carrying case for overlockers/sergers	44

Information on the Accessories Catalog

Overview of the applications of bernette presser feet

General sewing

General sewing
Looking for a presser foot that you can use for different stitches? These universal presser feet are recommended as basic equipment. Some are already included in the standard range of your machine.

Buttons and buttonholes

Buttons and buttonholes bernette also offers a solution for buttonholes. With the special buttonhole presser feet you can create precise buttonholes in no time at all. In addition to that bernette also provides a foot for sewing buttons quickly and easily.

Elastic/stretch materials

Elastic/stretch materials
Don't have an overlocker at hand? bernette offers special presser feet to work with stretch fabrics such as stretch jersey, fabrics containing Lycra, and wool.

Zips

Zips
The Zipper foot enables the precise insertion of all sorts of zips. Whether you want to insert n or invisible zippers – bennette has the right foot for you.

Hems and topstitching

Hems and topstitching

Whether for binding an edge or hemming, berrnette offers a wide range of presser feet that can be produced with ease and to create the perfect hem finish. Visible and invisible hems can be produced with lines of topstitching giving your work a professional look. It is also possible to create hems with lines of topstitching, giving your work a professional look. It is also possible to create hems with lines of topstitching, giving your work a professional look. It is also possible to create hems with lines of topstitching, giving your work a professional look.

Decorative sewing

Decorative sewing
The bernette range has the right presser foot for a wealth of creative techniques.

ccessory overview of Sewing and Embroidery ...

[illegible]

Information on the bernette ACCESSOR-

Categories

categories
machine overview on the left-hand side, the bernette sewing and embroidery machines are listed and divided into the series A, B, C, D, E, F and G. These categories indicate which of the accessories are compatible with which machine model.

ple

ple
d your model in the machine overview and note the category.
d the required accessory in the Table of Contents, and check compatibility based on category.

Category F

- 1 b33
b35
2 b37
b38



My bernette b38 is in the category F2.



	502 020 70 65	A	B	C	E
	502 060 14 11				F1
1	502 060 13 50				F2

Walking foot is compatible with the b38.

...ations of bernette presser feet

Advantages of Bernette presser feet

Information on the bernette Accessories Catalog

Main categories

In the machine overview on the left-hand side, the bernette sewing and embroidery machines are listed and divided into the main categories A, B, C, D, E, F and G. These categories indicate which of the accessories are compatible with which machine models.

Example

- 1. Find your model in the machine overview and note the category.
- 2. Find the required accessory in the Table of Contents, and check compatibility based on category.


Category F

1


b33
b35

2

b37
b38



My bernette b38 is in the category F2.



1

	502 020 70 65	A	B	C	E
	502 060 14 11				F1
1	502 060 13 50				F2


Walking foot is compatible with the b38.

Applications of bernette presser feet

Each bernette presser foot has its own advantages and strengths. In the Table of Contents, the presser feet are listed according to their main application. The icons in the product descriptions indicate additional applications. The first icon always indicates the main application.

A detailed overview of the various applications can be found on the next page.


Walking foot







1

	502 020 70 65	A	B	C	E
	502 060 14 11				F1
1	502 060 13 50				F2

Difficult-to-work-with fabrics are best sewn using the Walking foot. It supports the fabric feed by a second feed dog on the upper side of the foot. The sewing project is moved simultaneously by the two feed dogs which allow a smooth sewing process.





Overview of the applications of bernette presser feet



General sewing

Looking for a presser foot that you can use for different stitches? These universal presser feet are recommended as basic equipment. Some are already included in the standard range of your machine.



Buttons and buttonholes

bernette also offers a solution for buttonholes. With the special buttonhole presser feet you can create precise buttonholes in no time at all. In addition to that bernette also provides a foot for sewing on buttons quickly and easily.



Elastic/stretch materials

Don't have an overlocker at hand? bernette offers special presser feet to work with stretch fabrics such as stretch jersey, fabrics containing Lycra, and wool.



Zips

The Zipper foot enables the precise insertion of all sorts of zips. Whether you want to insert normal or invisible zippers – bernette has the right foot for you.



Hems and topstitching

Whether for binding an edge or hemming, bernette offers a wide range of presser feet that allow you to create the perfect hem finish. Visible and invisible hems can be produced with ease and precision, giving your work a professional look. It is also possible to create hems with lines of topstitching.



Decorative sewing

The bernette range has the right presser foot for a wealth of creative techniques.



Embroidery

bernette's presser-foot range includes special embroidery feet that can be used for both free-motion embroidery and embroidering in a hoop. Of course, bernette also offers a wide range of embroidery hoops in different sizes.



Patchwork

Patchworking is and will remain trendy and popular with all age groups. Patchwork projects express a passion for details and a lot of creativity. bernette has designed special patchwork feet which facilitate joining the patchwork pieces with seam allowances.



Quilting

bernette quilting feet are ideal for helping you to produce elaborate quilting.



Materials that tend to stick

Not all fabrics are equally smooth. For slightly sticky materials such as leather or vinyl, bernette has developed special presser feet to support the fabric feed.



Presser-foot sets

Our bernette presser-foot sets serve as the optimal basic equipment for practical and decorative projects with the sewing, embroidery, overlock and coverstitch machine as well as for quilting.

Category A

- | | | |
|---|---|--|
| 1 Milan 2
Moscow 2
Milan 3
Moscow 3
Rome 3 | 2 Milan 5
Moscow 5
Rome 5
Milan 7
Moscow 7
Rome 7 | 3 Milan 8
Moscow 8
Rome 8 |
|---|---|--|

**Category B**

- | | |
|---|-------------------------------|
| 1 London 2
London 3
London 5 | 2 London 7
London 8 |
|---|-------------------------------|

**Category C**

- | | |
|--------------------|--------------------|
| 1 Chicago 5 | 2 Chicago 7 |
|--------------------|--------------------|

**Category D**

- | |
|-----------------------------------|
| 1 Deco 340
Deco 340plus |
|-----------------------------------|

**Category E**

- | | |
|---|-------------------------------|
| 1 sew&go 1
sew&go 3
sew&go 5 | 2 sew&go 7
sew&go 8 |
|---|-------------------------------|

**Category F**

- | | |
|---------------------|---------------------|
| 1 b33
b35 | 2 b37
b38 |
|---------------------|---------------------|

**Category G**

- | | | |
|-------------------|--------------|--------------|
| 1 b70 Deco | 2 b77 | 3 b79 |
|-------------------|--------------|--------------|



Category	Model	Stitch width 0mm	Stitch width 5mm	Stitch width 7mm	CB-hook machines	Drop-in-hook machines	Presser feet pressure	bernette Dual Feed system	Embroidery	CutWork Tool	BERNINA Toolbox	Needle threader	Manual 4-step burthole	1-step burthole	Needle stop up/down	Start/Stop function	Memory function for stitch patterns	Thread cutter
Category A																		
A1	Milan 2		✓		✓		m				h	✓						m
	Milan 3		✓		✓		m				h		✓					m
A2	Milan 5			✓		✓	m				h		✓					m
	Milan 7			✓		✓	m				h		✓	✓	✓			m
A3	Milan 8			✓		✓	m				h		✓	✓	✓	✓		m
Category B																		
B1	London 2		✓		✓		m				h	✓						m
	London 3		✓		✓		m				h	✓						m
	London 5		✓		✓		m				h		✓					m
B2	London 7			✓		✓	m				h		✓	✓	✓			m
	London 8			✓		✓	m				h		✓	✓	✓	✓		m
Category C																		
C1	Chicago 5			✓		✓	m				h		✓	✓	✓	✓		m
C2	Chicago 7			✓		✓	m		✓	✓	✓	h		✓	✓	✓	✓	m
Category D																		
D1	Deco 340	✓				✓			✓	✓	✓	h				✓		e
	Deco 340plus	✓				✓			✓	✓	✓	h				✓		e
Category E																		
E1	sew&go 1		✓		✓		m					✓						m
	sew&go 3		✓		✓		m					✓						m
	sew&go 5		✓		✓		m					✓						m
E2	sew&go 7			✓		✓					h		✓	✓	✓			m
	sew&go 8			✓		✓					h		✓	✓	✓	✓		m
Category F																		
F1	b33		✓		✓						h	✓						m
	b35		✓		✓						h		✓					m
F2	b37			✓		✓					h		✓	✓	✓			m
	b38			✓		✓					h		✓	✓	✓	✓		e
Category G																		
G1	b70	✓				✓	e		✓	✓	✓	h			✓	✓		e
G2	b77			✓		✓	e	✓				h		✓	✓	✓	✓	e
G3	b79			✓		✓	e	✓	✓	✓	✓	h		✓	✓	✓	✓	e

m = manually

e = electronically

h = semi-automatic

Category A**1** 610D**Category B**

- 1** b42
- 2** b44
- 3** b48



Category	Model	Overlocker	Coverstitch machine	Overlocker/Coverstitch machine (Combo)	Threading aid for lower looper	Colour-coded threading paths	Direct threading system	Stitch length, adjustable while sewing	Safety switch activated with the cover open	Upper knife drive from below	Accessory box	Accessories in the threader cover	Cut-offs bin	Sewing light	Number of stitches	Max. sewing speed [spm]
Category A																
A1	610D	✓			✓	✓	✓		✓		✓	✓		Light bulb	15	
Category B																
B1	b42		✓		✓	✓	✓	✓		✓	✓			LED	4	1300
B2	b44	✓		✓	✓	✓	✓	✓	✓	✓	✓	✓		LED	15	1300
B3	b48			✓	✓	✓	✓	✓	✓	✓	✓	✓		LED	23	1300

Accessory overview of Sewing and Embroidery machines

Accessories	Page	b70 Deco	b77	b79	b33	b35	b37	b38	Chicago 5	Chicago 7	London 2	London 3	London 5	London 7	London 8	Milan 2	Milan 3	Milan 5	Milan 7	Milan 8	Moscow 2	Moscow 3	Moscow 5	Moscow 7	Moscow 8	Rome 3	Rome 5	Rome 7	Rome 8	sew&go 1	sew&go 3	sew&go 5	sew&go 7	sew&go 8	Deco 340	Deco 340plus		
Presser feet																																						
General sewing																																						
Zigzag foot	13	-	•	•	x	x	x	x	x	x	x	x	x	x	x	x	x	x	x	x	x	x	x	x	x	x	x	x	x	x	x	x	x	x	x	-	-	
Zigzag foot for Dual Feed	13	-	x	x	-	-	-	-	-	-	-	-	-	-	-	-	-	-	-	-	-	-	-	-	-	-	-	-	-	-	-	-	-	-	-	-	-	
Zigzag foot with non-stick sole	13	-	•	•	•	•	•	•	•	•	•	•	•	•	•	•	•	•	•	•	•	•	•	•	•	•	•	•	•	•	•	•	•	•	•	•	•	
Walking foot	14	-	-	-	•	•	•	•	•	•	•	•	•	•	•	•	•	•	•	•	•	•	•	•	•	•	•	•	•	•	•	•	•	•	•	•	•	
Straight-stitch foot	14	-	-	-	•	•	•	•	•	•	•	•	•	•	•	•	•	•	•	•	•	•	•	•	•	•	•	•	•	•	•	•	•	•	•	•	•	
Straight-stitch foot for Dual Feed	14	-	•	•	-	-	-	-	-	-	-	-	-	-	-	-	-	-	-	-	-	-	-	-	-	-	-	-	-	-	-	-	-	-	-	-	-	
Buttons and buttonholes																																						
Buttonhole foot with slide	15	-	x	x	x	x	x	x	x	x	x	x	x	x	x	x	x	x	x	x	x	x	x	x	x	x	x	x	x	x	x	x	x	x	x	-	-	
Button-sew-on foot	15	-	x	x	x	x	x	x	x	x	x	x	x	x	x	x	x	x	x	x	x	x	x	x	x	x	x	x	x	x	x	x	x	x	x	-	-	
Elastic/stretch materials																																						
Overlock foot	16	-	-	-	•	•	•	x	x	x	•	•	x	x	x	•	•	•	•	x	•	•	•	•	x	•	•	•	x	•	•	•	•	x	x	-	-	
Overlock foot for Dual Feed	16	-	x	x	-	-	-	-	-	-	-	-	-	-	-	-	-	-	-	-	-	-	-	-	-	-	-	-	-	-	-	-	-	-	-	-	-	
Zips																																						
Zipper foot	17	-	-	-	x	x	x	x	x	x	x	x	x	x	x	x	x	x	x	x	x	x	x	x	x	x	x	x	x	x	x	x	x	x	x	-	-	
Zipper foot for Dual Feed	17	-	x	x	-	-	-	-	-	-	-	-	-	-	-	-	-	-	-	-	-	-	-	-	-	-	-	-	-	-	-	-	-	-	-	-	-	
Invisible-zipper foot	17	-	•	•	•	•	•	•	•	•	•	•	•	•	•	•	•	•	•	•	•	•	•	•	•	•	•	•	•	•	•	•	•	•	•	•	•	•
Hems and topstitching																																						
Blindstitch foot	18	-	-	-	x	x	•	x	x	•	•	•	x	x	•	•	•	•	•	x	•	•	•	•	x	•	•	•	x	•	•	•	•	x	x	-	-	
Blindstitch foot for Dual Feed	18	-	x	x	-	-	-	-	-	-	-	-	-	-	-	-	-	-	-	-	-	-	-	-	-	-	-	-	-	-	-	-	-	-	-	-	-	
Edgestitch foot	18	-	-	-	-	-	•	•	-	-	-	-	-	-	-	-	-	-	-	-	-	-	-	-	-	-	-	-	-	-	-	-	-	-	-	-	-	
Hemmer foot	19	-	-	-	•	x	•	•	•	•	•	•	•	•	•	•	•	•	•	•	•	•	•	•	•	•	•	•	•	•	•	•	•	•	•	•	•	•
Hemmer foot for Dual Feed	19	-	•	•	-	-	-	-	-	-	-	-	-	-	-	-	-	-	-	-	-	-	-	-	-	-	-	-	-	-	-	-	-	-	-	-	-	
Binder attachment for pre-folded bias tape	19	-	-	-	•	•	•	•	-	-	-	-	-	-	-	-	-	-	-	-	-	-	-	-	-	-	-	-	-	-	-	-	-	-	-	-	-	
Decorative sewing																																						
Embroidery foot	20	-	x	x	•	•	-	x	x	•	•	x	x	x	•	•	•	•	•	x	•	•	•	•	x	•	•	•	x	•	•	•	•	x	x	-	-	
Open embroidery foot	20	-	-	-	•	•	x	-	-	-	-	-	-	-	-	-	-	-	-	-	-	-	-	-	-	-	-	-	-	-	-	-	-	-	-	-	-	
Open embroidery foot for Dual Feed	20	-	•	•	-	-	-	-	-	-	-	-	-	-	-	-	-	-	-	-	-	-	-	-	-	-	-	-	-	-	-	-	-	-	-	-	-	
Gathering foot	21	-	•	•	•	•	•	•	•	•	-	-	•	•	•	•	•	•	•	•	•	•	•	•	•	•	•	•	•	•	•	•	•	•	•	•	•	•
Ribbon-couching foot	21	-	-	-	-	-	•	-	-	-	-	-	-	-	-	-	-	-	-	-	-	-	-	-	-	-	-	-	-	-	-	-	-	-	-	-	-	
Embroidery foot with clear sole	21	-	-	-	•	x	x	x	x	x	•	-	x	x	•	•	•	•	•	x	•	•	•	•	x	•	•	•	x	•	•	•	•	x	x	-	-	
Cording foot	22	-	-	-	•	•	•	•	•	•	•	•	•	•	•	•	•	•	•	•	•	•	•	•	•	•	•	•	•	•	•	•	•	•	•	•	•	•
Cording foot for Dual Feed	22	-	•	•	-	-	-	-	-	-	-	-	-	-	-	-	-	-	-	-	-	-	-	-	-	-	-	-	-	-	-	-	-	-	-	-	-	
Embroidery																																						
Embroidery foot	22	x	-	x	-	-	-	-	x	-	-	-	-	-	-	-	-	-	-	-	-	-	-	-	-	-	-	-	-	-	-	-	-	-	-	x/•	x/•	
Hopper embroidery foot	23	x	-	x	-	-	-	-	-	-	-	-	-	-	-	-	-	-	-	-	-	-	-	-	-	-	-	-	-	-	-	-	-	-	-	-	-	
Patchwork																																						
Patchwork foot	23	-	-	-	•	•	•	•	•	•	•	•	•	•	•	•	•	•	•	x	•	•	•	•	x	•	•	•	x	•	•	•	•	•	•	•	•	•
Patchwork foot for Dual Feed	23	-	•	•	-	-	-	-	-	-	-	-	-	-	-	-	-	-	-	-	-	-	-	-	-	-	-	-	-	-	-	-	-	-	-	-	-	
Quilting																																						
Darning-/Embroidery foot	24	-	-	-	•	•	•	•	•	•	•	•	•	•	x	•	•	•	•	x	•	•	•	•	x	•	•	•	x	•	•	•	•	•	•	•	•	•
Free-motion embroidery foot	24	-	•	•	-	-	•	•	•	-	-	-	-	-	-	-	-	-	-	-	-	-	-	-	-	-	-	-	-	-	-	-	-	-	-	-	-	
Presser-foot set																																						
Presser-foot set b33/b35	25	-	-	-	•	•	-	-	-	-	-	-	-	-	-	-	-	-	-	-	-	-	-	-	-	-	-	-	-	-	-	-	-	-	-	-	-	
Presser-foot set b37/b38	25	-	-	-	-	•	•	-	-	-	-	-	-	-	-	-	-	-	-	-	-	-	-	-	-	-	-	-	-	-	-	-	-	-	-	-	-	
Presser-foot set b37/b38 Quilting	25	-	-	-	-	•	•	-	-	-	-	-	-	-	-	-	-	-	-	-	-	-	-	-	-	-	-	-	-	-	-	-	-	-	-	-	-	
Presser-foot set b77/b79	25	-	•	•	-	-	-	-	-	-	-	-	-	-	-	-	-	-	-	-	-	-	-	-	-	-	-	-	-	-	-	-	-	-	-	-	-	
Accessories for Sewing Machines																																						
Straight-stitch plate	27	-	•	x	-	-	-	-	-	-	-	-	-	-	-	-	-	-	-	-	-	-	-	-	-	-	-	-	-	-	-	-	-	-	-	-	-	
Darning plate	27	-	-	-	-	-	-	-	-	-	x	x	-	-	-	-	-	-	-	-	-	-	-	-	-	-	-	-	-	-	-	-	-	-	-	-	-	
Bobbins	27	x	x	x	x	x	x	x	x	x	x	x	x	x	x	x	x	x	x	x	x	x	x	x	x	x	x	x	x	x	x	x	x	x	x	x	x	
Right seam guide	28	-	x	x	•	•	•	•	x	x	x	x	x	x	x	x	x	x	x	x	x	x	x	x	x	x	x	x	x	x	x	x	x	x	x	x	x	
Fabric-feeding aid for sewing buttonholes	28	-	-	-	-	-	•	•	•	•	-	-	-	-	-	-	-	-	-	-	-	-	-	-	-	-	-	-	-	-	-	-	-	-	-	-	-	
Extension table	28	-	x	x	-	-	•	x	•	•	-	•	•	•	•	•	•	•	•	•	•	•	•	•	•	•	•	•	•	•	•	•	•	•	•	•	•	•
Knee lifter	29	-	x	x	-	-	-	-	-	-	-	-	-	-	-	-	-	-	-	-	-	-	-	-	-	-	-	-	-	-	-	-	-	-	-	-	-	
USB stick	29	•	•	•	-	-	-	-	•	•	-	-	-	-	-	-	-	-	-	-	-	-	-	-	-	-	-	-	-	-	-	-	-	-	-	•	•	
Touchscreen pen	29	x	x	x	-	-	-	-	-	-	-	-	-	-	-	-	-	-	-	-	-	-	-	-	-	-	-	-	-	-	-	-	-	-	-	-	-	
Carrying bag for sewing machines	30	-	-	-																																		

Accessory overview of Overlockers/Sergers

Accessories	Page	b42	b44	b48	610D
Accessories for Overlockers/Sergers					
General sewing					
Standard presser foot	38	x	x	x	x
Standard presser foot with clear sole	38	•	-	•	-
Ribbon-couching foot	38	-	•	•	-
Belt-loop foot	39	•	-	•	-
Hems and topstitching					
Elasticator foot	39	•	•	•	•
Blindstitch foot	39	-	•	•	•
Hemmer foot	40	•	-	•	-
Binder attachment for unfolded bias tape	40	•	-	•	-
Decorative sewing					
Piping foot	40	-	•	•	•
Pearl foot	41	-	-	-	•
Beading and sequin foot	41	-	•	•	-
Cording foot	41	•	-	•	-
Gathering foot	42	-	•	•	•
Lace foot	42	•	-	•	-
Hemmer and lace foot	42	•	-	•	-
Presser-foot set					
Presser-foot set b42/b48	43	•	-	•	-
Presser-foot set b44/b48	43	-	•	•	-
Other accessories					
Cut-offs bin	44	-	x	x	x
Carrying case for overlockers/sergers	44	•	•	•	•

x Standard accessories / • Optional accessories / - Incompatible



Presser feet



www.mybernette.com/red-dress

General sewing

Zigzag foot



J	502 020 59 96	A1 B1	E1
C	502 020 60 07	A2	
T	502 020 69 03	A3 B2 C	E2
	502 060 14 08		F1
1 A	502 060 14 09		F2
JA	502 020 93 64		G2 G3


The Zigzag presser foot is a true all-rounder and is suitable for all the common sewing works. It is also optimal for special sewing projects. Apart from very simple attractive decorative stitches, it is also particularly suitable to implement patchwork ideas.

Zigzag foot for Dual Feed



DA	502 020 92 89		G2 G3
----	---------------	--	-------

The Zigzag foot for Dual Feed is provided with a recess on the back side of the presser foot to activate the integrated Dual Feed. This allows an even feed of several fabric layers and "sticky" materials.



Zigzag foot with non-stick sole



	502 060 14 10		F1
1	502 060 13 47		F2
2 JQ	502 020 93 04		G2 G3

The non-stick sole ensures smooth riding over difficult-to-feed materials such as leather, plastic, vinyl or similar.



General sewing




Walking foot



	502 020 70 65	A	B	C	E
	502 060 14 11				F1
1	502 060 13 50				F2

Difficult-to-work-with fabrics are best sewn using the Walking foot. It supports the fabric feed by a second feed dog on the upper side of the foot. The sewing project is moved simultaneously by the two feed dogs which allow a smooth sewing process.










Straight-stitch foot



1	502 060 13 51	F1
H	502 060 13 52	F2

This presser foot is ideally suited for all straight-stitch work. The small stitch hole supports the material during sewing.





Straight-stitch foot for Dual Feed



DF	502 020 92 94	G2	G3
----	---------------	----	----

Buttons and buttonholes

Buttonhole foot with slide



B	502 020 59 97	A1*	B1*	E1*
D	502 020 56 86	B1 (London 5)		
D	502 020 60 04	A1 ¹ A2	E1 ¹	
D	502 020 70 20	A3	B2	C
D	502 020 87 86	E2		
	502 060 13 53	F1 (b33)		
R	502 060 13 54	F1 (b35)		
1 R	502 060 13 55	F2		
2 RJ	502 020 92 98	G2 G3		

A1* Milan 2, Moscow 2, Rome 3

B1* London 2 + 3

E1* sew&go 1 + 3

A1¹ Milan 3, Moscow 3E1¹ sew&go 5

The buttonholes can be sewn easily in different versions and either with or without using cord. Any number of buttonholes can be sewn at exactly the same length.



Button-sew-on foot



H	502 020 59 98	A	B	C	E
1 M	502 060 13 56	F1			
T	502 060 13 57	F2			
2 RC	502 020 92 91	G2 G3			

With this presser foot not only buttons of different sizes can be sewn on but also rings or hooks. The Button sew-on foot provides a slip-resistant sole so that the button cannot slip away.



Elastic/stretch materials

Overlock foot



G	502 020 59 91	A1	B1	E1		
E	502 020 73 08	A2	A3	B2	C	E2
1	G	502 060 13 58	F1			
	C	502 060 13 59	F2			

The Overlock foot facilitates finishing edges professionally and sewing seams similar to overlocking. It is also particularly suitable to create decorative cuffs and seams in the most common knitware fabrics.



Overlock foot for Dual Feed



DI	502 020 92 97					G2	G3
-----------	----------------------	--	--	--	--	----	----

The Overlock foot for Dual Feed is provided with a recess on the back side of the presser foot to activate the integrated Dual Feed. This allows an even feed of several fabric layers. Fabric waves will be reduced for elastic fabrics.



Zips

Zipper foot



I	502 020 59 99	A	B	C	E
	502 060 13 60				F1
1 E	502 060 13 61				F2

Due to the narrow shape, zippers in various versions can be sewn in easily. The fabric is fed evenly while you can sew along the coils very closely.



Zipper foot for Dual Feed



JB	502 020 92 90	G2	G3
----	---------------	----	----

The Zipper foot for Dual Feed is provided with a recess on the back side of the presser foot to activate the integrated Dual Feed. This allows an even feed of several fabric layers and "sticky" materials.



Invisible-zipper foot



	502 020 90 67	A	B	C	E
	502 060 13 62				F1
1 Z	502 060 13 63				F2
2 JP	502 020 93 05				G2 G3

This foot is simply perfect to sew in zippers. As the zipper is invisible afterwards, an especially elegant look is achieved.



Hems and topstitching

Blindstitch foot



F	502 020 60 09	A2	A3	B2	C	E2
L	502 020 59 93	A1		B1		E1
1 L	502 060 13 64					F1
	502 060 13 65					F2

This foot is most suitable to sew blindhems or to topstitch edges. The stitches only pierce the hem so that the stitch holes are hardly visible on the right side of the fabric.



Blindstitch foot for Dual Feed



DM	502 020 93 01	G2	G3
----	---------------	----	----

The Blindstitch foot for Dual Feed is provided with a recess on the back side of the presser foot to activate the integrated Dual Feed. This allows an even feed of "sticky" materials.



Edgestitch foot



S	502 060 13 66	F2
---	---------------	----

This presser foot with guide facilitates the topstitching of edges, hems and pleats; helpful for sewing on lace or tapes, and for reinforcing edges. The guide helps you achieve flawless seams and hems that run parallel to the edge.



Hemmer foot



1

	502 020 59 95	A1	B1	E
K	502 020 60 10	A2	A3	B2 C
1	502 060 13 67			F1
D2	502 060 13 68			F2

This special presser foot serves the purpose to create professional-looking seams. It folds the fabric twice which results in a nice rollhem which is then properly fixed by the needle with a straight stitch.



Hemmer foot for Dual Feed



DG 502 020 92 95

G2 G3

The Hemmer foot for Dual Feed is provided with a recess on the back side of the presser foot to activate the integrated Dual Feed. This allows an even feed of several fabric layers and "sticky" materials.



Binder attachment for pre-folded bias tape



1

	502 060 13 69	F1
1	502 060 13 70	F2

The Binder attachment serves to bind edges with pre-folded bias tape in a finished width of 5 to 7 mm, which are sewn with a utility or decorative stitch.



Decorative sewing

Embroidery foot



	502 020 59 92	A1 B1 E1
1	502 060 13 71	F1
2 JK	502 020 92 99	G2 G3

A true pro in terms of embroidering and embellishing, the Embroidery foot is ideal for sewing satin stitches, appliqués and decorative stitches.







Open embroidery foot





	502 060 13 72	F1
1 F2	502 060 13 73	F2

This foot makes quick work of appliqués and embroidery projects, as well as the sewing over of lines and patterns. The open shape ensures a clear view of the seam, and is therefore ideal for sewing on tapes and ribbon.





The Open embroidery foot for Dual Feed is provided with a recess on the back side of the presser foot to activate the integrated Dual Feed. This allows an even feed of several fabric layers and “sticky” materials.



Open embroidery foot for Dual Feed



DN	502 020 93 02	G2 G3
----	---------------	-------

Gathering foot



	502 020 60 01	A B1 (London 5) B2 C E
	502 060 13 74	F1
1	502 060 13 75	F2
2 JD	502 020 92 92	G2 G3

As the sole of this foot does not lie flat on the feed dog, the Gathering foot feeds the fabric unevenly. Therefore a charming gathering effect results while sewing.



Ribbon-couching foot



G	502 060 13 76	F2
---	----------------------	----

For couching sequin- and satin ribbon. The adjustable guide holds the ribbon in place, preventing it from slipping as it is being sewn on.



Embroidery foot with clear sole



A	502 020 60 06	A2 A3 B2 C E2
	502 020 74 89	B1 (London 2 + 3)
	502 060 13 77	F1
1 F	502 060 13 78	F2

The transparent sole affords a consistently clear view of the sewing project, ensuring that decorative and satin stitches, appliqués and off-the-edge scallops turn out particularly well.



Decorative sewing

Cording foot



	502 020 59 90	A1	B1	E
M	502 020 60 05	A2	A3	B2 C
	502 060 13 79			F1
1 H	502 060 13 80			F2

The Cording foot allows sewing on thin cords or strings. As the bottom of the foot sole provides several grooves, more than one sting can be sewn on in one step.



Cording foot for Dual Feed



	DH 502 020 92 96	A	G2	G3
--	------------------	---	----	----

The Cording foot for Dual Feed is provided with a recess on the back side of the presser foot to activate the integrated Dual Feed. This allows an even feed of “sticky” materials.



Embroidery

Embroidery foot



1	502 060 06 52	D1
P	502 060 08 72	D1
	502 020 81 80	C2
2 JL	502 020 93 03	G2 G3

This foot is a true embroidery expert. The oval, slightly bent shape of the foot facilitates the stitch movement. This ensures a solid and proper stitch formation.



Hopper embroidery foot



JX 502 020 93 26

G1 G3

The hopper embroidery foot is the perfect choice when it comes to embroidering on pile and bulky fabrics, such as terrycloth. Thanks to the spring mechanism, the optimum pressure is applied to the embroidered material, while at the same time, the movement of the foot compensates for any uneven areas, such as puffy lettering or multilayer quilts, to give beautiful stitching results.



Patchwork

Patchwork foot



1

502 020 70 52 A B C

with guide

P 502 020 60 02 E

502 060 13 81 F1

with guide

1 502 060 13 82 F2

with guide

This foot is ideal for patch working with exact seam allowances of 1/4 and 1/8 inch. The fabric edges can either be guided along the foot or the seam guide. This makes accurate sewing absolutely simple.



Patchwork foot for Dual Feed



DE 502 020 92 93

G2 G3

The Patchwork foot for Dual Feed is provided with a recess on the back side of the presser foot to activate the integrated Dual Feed. This allows an even feed of several fabric layers.



Quilting

Darning-/Embroidery foot



	502 020 76 48	A	B	C
	502 020 60 00			E
	502 060 13 83			F1
1 P	502 060 13 84			F2

This foot is a true specialist for free motion sewing and it is best suitable to darn holes and worn areas. Used together with an embroidery hoop, the darning process can be simplified as the hoop stabilizes the fabric. The foot can also be used to create attractive embellishing such as laces or monograms.

Free-motion embroidery foot



1 P	502 060 13 85			F2
2 RX	502 020 93 00			G2 G3

The open embroidery sole offers a clear view of the embroidery area. Precise, creative free-motion works such as monogramming and Richelieu embroidery ('cutwork') as well as thread painting are simplicity itself with the free-motion embroidery foot. Also ideally suited to outline quilting, or the free-motion quilting of very small details ('microstippling').

Presser-foot sets

Presser-foot set b33/b35



502 060 14 16

F1

This set for sewing machines b33 and b35 contains the following 10 practical presser feet for special stitches and sewing tasks:

- Zigzag foot with non-stick sole
- Overlock foot
- Gathering foot
- Cording foot
- Invisible-zipper foot
- Patchwork foot
- Straight-stitch foot
- Open embroidery foot
- Embroidery foot
- Darning-/Embroidery foot



Presser-foot set b37/b38



502 060 14 17

F2

This set for sewing machines b37 and b38 contains the following 10 practical presser feet for special stitches and sewing tasks:

- Zigzag foot with non-stick sole
- Hemmer foot (4mm)
- Gathering foot
- Cording foot
- Invisible-zipper foot
- Patchwork foot
- Straight-stitch foot
- Edgestitch foot
- Ribbon-couching foot
- Darning-/Embroidery foot



Presser-foot set b37/b38 Quilting



502 060 14 28

F2

This quilting set for sewing machines b37 and b38 contains the following 6 practical accessories for creative quilting projects:

- Patchwork foot with guide
- Edgestitch foot
- Straight-stitch foot
- Free-motion embroidery foot
- Walking foot
- Right seam guide



Presser-foot set b77/b79



502 020 93 06

G2 G3

This set for sewing and embroidery machines b77 and b79 contains the following 8 practical presser feet for special stitches and sewing tasks:

- Gathering foot
- Open embroidery foot for Dual Transport
- Patchwork foot for Dual Transport
- Straight-stitch foot for Dual Transport
- Hemmer foot for Dual Transport
- Cording foot for Dual Transport
- Zigzag foot with non-stick sole
- Invisible-zipper foot





Accessories for Sewing Machines



www.mybernette.com/blue-jeans

Straight-stitch plate



502 020 93 14

G2 G3

The Straight stitch plate can be used for straight-stitching and embroidery, as well as for CutWork projects. When straight-stitching, perfect stitch formation is achieved by using this stitch plate with a presser foot with a small opening.



1. Round needle hole for straight-stitch and other creative work



Darning plate



502 020 74 86 B1 (London 2 + 3) E1

This darning plate supports and facilitates darning holes and worn areas. It prevents the fabric from being pulled in while sewing. It can also be used for sewing-on buttons.

Bobbins



These universal bobbins are available individually.

	502 020 81 50	A	B	E	
	502 060 13 90			F1	10 Pcs.
J	502 060 13 92		D1	F2	10 Pcs.
	502 020 93 11	C		G	10 Pcs.

Right seam guide



502 020 93 13	A1 A2 B C E G
502 020 70 87	A3
502 060 13 86	F

With the practical seam guide, parallel seams can be sewn at a regular distance. Moreover it serves as a reliable guide support when topstitching and sewing hems. With this even challenging sewing work can be done properly and professionally.

Fabric-feeding aid for sewing buttonholes



502 060 13 87	F2
---------------	----

In combination with the Buttonhole foot with slide, this tool improves feed when sewing buttonholes on thick and fleecy materials, as well as on edges.



Extension table



031 698 71 00	A2 A3
502 020 80 29	B1 (London 5)
502 020 80 26	B2
502 020 92 42	C E2
1 502 060 13 88	F2
2 502 020 93 19	G2 G3

The free arm extension table enlarges the existing working surface and is a comfortable support when sewing larger sewing projects.



Knee lifter



502 020 93 15

G2 G3

The knee-operated lifter lets you raise the presser foot while simultaneously lowering the feed dog. This also increases the gap between stitch plate and presser foot, and leaves both hands free to guide your project.



USB stick



502 020 93 21

C2 D1 G1 G3

The USB stick is a handy portable storage medium for storing data and embroidery designs.

Touchscreen pen



502 020 93 20

G

For easy operation of the touchscreen on sewing and embroidery machines. Using the touchscreen pen helps keep the screen clean.



Carrying bags for sewing machines and embroidery modules



1	502 020 62 78	A	B	C	E	F
2	030 895 50 03			C2		

For keeping your sewing machine and embroidery module in tip-top shape when travelling. The inside compartments offer additional room for stowing accessories.

Trolley



036 612 70 00	A	B	C	D	E	F	G
---------------	---	---	---	---	---	---	---

The lightweight yet well-padded bernette trolley reliably protects your machine during transport. The robust wheels, top and side carry handles and the pull strap make for safe handling. The generously sized outside compartment is big enough to accommodate your extension table, embroidery hoops and other accessories. What's more, the trolley can be folded up for space-saving storage.

Needle assortment



The needle assortment contains needles in different sizes for varying applications. Please find more information on the comprehensive assortment at your BERNINA specialized dealer.



Accessories for Embroidery Machines



www.mybernette.com/emerald-dress

Multiple-spool holder



008 983 74 00

D1

The multiple spool holder makes it easier to work with several spools of thread in different colors.




Multiple-spool-holder extension



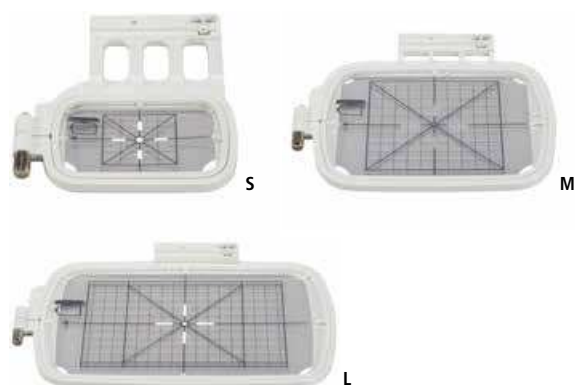
008 979 70 00

D1

This practical extension allows even more spools to be used.



Chicago embroidery hoops



These embroidery hoops are an indispensable help to create exact embroidery works in small up to medium sizes. Due to the template providing a practical grid, the embroidery project can be placed accurately.

Embroidery area:

S 4 x 4 cm

M 10 x 10 cm

L 11 x 17 cm


S 502 020 87 32 C2

M 502 020 87 33 C2

L 502 020 87 31 C2



Deco embroidery hoops



A	502 060 04 82	D1
B	502 060 04 51	D1
C	502 060 00 23	D1
F	502 060 06 03	D1

These embroidery hoops are an indispensable help to create exact embroidery works in small up to medium sizes. Due to the template providing a practical grid the embroidery project can be placed accurately.

Embroidery area:

A 12.6 x 11 cm

B 14 x 20 cm

C 5 x 5 cm

F 12.6 x 11 cm



b70 series embroidery hoops



S	502 020 93 16	G1 G3
M	502 020 93 17	G1 G3
L	502 020 93 18	G1 G3

These embroidery hoops are an indispensable help to create exact embroidery works in small up to large sizes. Due to the template providing a practical grid the embroidery project can be placed accurately.

Embroidery area:

S 5 x 7 cm

M 12 x 18 cm

L 16 x 26 cm



Software



www.bernina.com/toolbox-free-trial

BERNINA Toolbox



Lettering Basic

101 425 70 01	C2 D1 G1 G3
---------------	-------------

Editing

101 425 70 00	C2 D1 G1 G3
---------------	-------------

Lettering

101 425 70 02	C2 D1 G1 G3
---------------	-------------

Monogramming

101 425 70 03	C2 D1 G1 G3
---------------	-------------

Bundle (Editing, Lettering, Monogramming)

101 425 70 05	C2 D1 G1 G3
---------------	-------------

30-day trial version

www.bernina.com/toolbox-trial

BERNINA Toolbox – The right tool for every embroidery project

Ideal for those first steps in embroidery, the BERNINA Toolbox Software will wow you with its simplicity and intuitive operation. It offers a wide range of embroidery motifs and lettering options.

The BERNINA Toolbox consists of individual modules that can be combined as wished, depending on your intended application. The software can be installed on computers running on either Mac or Windows operating systems.

You'll find the embroidery motif library in the BERNINA Cloud, the web service where embroidery motifs are displayed, saved and edited. The website <http://www.berninacloud.com> gives you access to the contents of the Toolbox via your PC, smartphone or tablet, letting you edit embroidery motifs any time, anywhere. To embroider the motifs, simply download them in the desired embroidery format.

In principle, the BERNINA Toolbox can be installed on any number of devices, although the software may be used simultaneously on no more than two. The software licences are easy to activate and deactivate, allowing for flexible use.

A 30-day trial version is available for free download at www.bernina.com/toolbox-trial. After expiry of the trial period you may continue to use Toolbox for free, but with restricted use of the functions. Users can then purchase individual modules suited to their specific needs.



Edit
embroidery
designs



Modify
and design
lettering



Personalization



Add and
edit
lettering



All-in-one!

BERNINA CutWork Software Suite



034 275 73 00 C2 D1 G1 G3

BERNINA CutWork software code

CutWork 034 229 71 01 C2 D1 G1 G3

BERNINA CutWork Tool



502 020 93 22 C2 D1 G1 G3

BERNINA CutWork replacement needles

033 375 71 00 C2 D1 G1 G3

The BERNINA Cutwork tool transfers your bernette embroidery machine into a precise cutting tool which enables you to cut out unique designs and to create unique multilayer embroidery motifs. Combine your embroidery with CutWork designs and you will be delighted by the enchanting effects you can achieve.

To make your start successful, all you need apart from the CutWork tool is the CutWork software and the separately available CutWork code to activate your software.

The BERNINA CutWork Software and the corresponding tool are compatible with bernette Chicago 7 (from V 1.62), and Deco 340 (from V 1.1) and Deco 340plus.





Accessories for Overlockers/Sergers



www.mybernette.com/yellow-shirt


General sewing



Standard presser foot



	502 070 00 10	A1
	502 040 51 05	B1
	502 040 51 06	B2
1	502 040 51 07	B3

The Standard presser foot is a trusty sidekick for everyday overlocking and coverstitch projects.







Standard presser foot with clear sole



	502 040 51 08	B1 B3
--	---------------	-------

The clear sole affords the perfect view of your sewing project. It is ideal for decorative seams which have been previously tailor-tacked, as well as for positioning at the beginning or end of a seam.








Ribbon-couching foot



	502 040 51 09	B2 B3
--	---------------	-------

For couching narrow ribbon. With the help of the adjustable guide, ribbons of various widths can be guided precisely into the seam.





Belt-loop foot



502 040 51 10 B1 B3

The belt-loop foot is used to fold bias or straight binding, which it then quickly and easily turns into straps or belt loops with the cover- or chainstitch.



Hems and topstitching

Elasticator foot



1

502 070 00 52 A1

1 502 040 51 11 B

The Elasticator foot is best suitable for sewing projects with elastic bands. The fabric can be aligned evenly and exact sewing of elastic band for home furnishing, bathing or sports clothes goes smoothly. The Elasticator foot is also optimal to create professional lingerie.



Blindstitch foot



1

502 070 00 54 A1

0.5 mm

502 070 00 53 A1

1.0 mm

1 502 040 51 12 B2 B3

This foot is a specialist for working with blindhems. In one step the seam is sewn and the edge is finished. Therefore the Blindstitch foot allows quick and proper working and is ideal for the creation of attractive blindhems on home furnishing and garments.



Hems and topstitching

Hemmer foot



502 040 51 13 B1 B3

The hemmer foot quickly and easily sews even seams with a depth of 2.5 cm. A narrow or wide coverstitch can be used to neaten the cut edge.



Binder attachment for unfolded bias tape



502 040 51 14 B1 B3

The binder attachment creates practical edge finishes with unfolded bias tape in a width of 40 to 50 mm. Self-cut bias tape can also be used for a professional look.



Decorative sewing

Piping foot



1

502 070 00 57 A1

1 502 040 51 15 B2 B3

The Piping foot is qualified for creating or sewing in braids, or even both actions in one step. That gives main points to home furnishing or garments.



Pearl foot



502 070 00 56 A1

For creative work the pearl foot is simply perfect in its versatility. Special decorations with pearls can be applied quickly on various fabrics. In combination with flat seams, decorative seams can be created on the fabric and in combination with rollhems, a decorative edgefinishing can be achieved.



Beading and sequin foot



502 040 51 16 B2 B3

For creative work with beaded or sequin tapes up to a width of 4 mm. The side groove serves as a guide and for couching cords.



Cording foot



502 040 51 17 B1 B3

This presser foot guides decorative and fine cords of up to 2 mm thickness exactly and precisely below the coverstitch seam as they are being sewn on. Alternatively, it can also be used to create and insert piping.



Decorative sewing

Gathering foot



	502 070 00 55	A1
1	502 040 51 18	B2 B3

With the Gathering foot single fabric layers can be gathered evenly. In the same step one fabric layer can be gathered and simultaneously sewn on a smooth piece of fabric. This saves much time.



Lace foot



	502 040 51 19	B1 B3
--	---------------	-------

For sewing lace, trim and tapes onto hems. The bottom edge of the fabric is simultaneously neatened with a narrow or wide coverstitch, creating a flat joining seam.



Hemmer and lace foot



	502 040 51 20	B1 B3
--	---------------	-------

This presser foot sews tapes or lace below a fabric edge, which is simultaneously folded to form a hem. A coverstitch neatens both edges at the same time, whilst the material is folded by 1 cm.



Presser-foot sets

Presser-foot set b42/b48



502 040 55 10 B1 B3

This set for the bernette Coverstitch machine b42 and the Overlock-/Coverstitch machine b48 contains the following 7 practical presser feet for decorative coverstitch seams:

- Binder attachment for unfolded bias tape
- Hemmer and lace foot
- Hemmer foot
- Cording foot
- Standard presser foot with clear sole
- Lace foot
- Belt-loop foot



Presser-foot set b44/b48



502 040 55 11 B2 B3

This set for the bernette Overlock machine b44 and the Overlock-/Coverstitch machine b48 contains the following 6 practical presser feet for decorative overlock projects:

- Ribbon-couching foot
- Elasticator foot
- Blindstitch foot
- Piping foot
- Beading and sequin foot
- Gathering foot



Other accessories

Cut-offs bin



	502 070 01 54	A1
1	502 040 51 24	B2 B3

The cut-off bin is easily attached at the machine. It catches fabric remnants or thread chains and ensures a tidy working place at any time.



Carrying case for overlockers/sergers



	502 010 72 00	A1 B
--	---------------	------

Due to the carrying case your overlock machine is well protected when transported and therefore it will remain in a pristine condition.



bernette for all my ideas



Not all accessories are available in every country. Product range and the function of individual articles are subject to change without prior notice. For more information, go to www.mybernette.com, or consult your BERNINA dealer.



5020001.2.04