

# Exclusive Sewing Techniques


## Ribbon Stitches

Add dimensional elements to your decorative stitching with the beautiful single, double and triple Ribbon stitches in your machine. Narrow ribbons are woven into these special stitches as you sew. For best results, use stabilizer, appropriate for your fabric type and weight, under your fabric to support your stitching.



## Stacking Stitches


Sew beautiful decorations in two colors using the Stacking stitches. The Stacking stitches consist of pairs of matching stitches that are designed to be sewn on top of each other.



## Floating Stitches

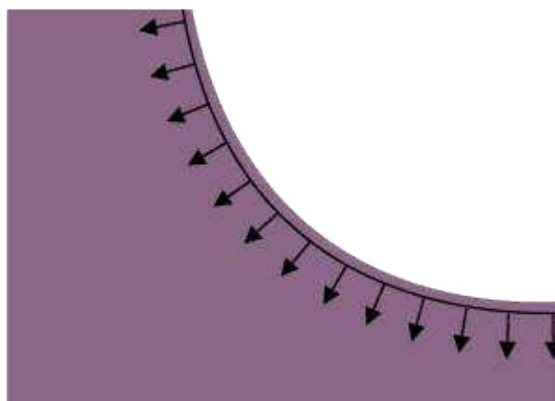
Floating stitches create a special effect where the connecting stitches are invisible. There are two different ways to use this technique; for the first technique, attach the optional edge joining foot, place a folded fabric centered on a piece of stabilizer and sew along the fold. The second technique is to sew two pieces of fabric together.

Once finished, unfold the fabric, giving it a good tug to reveal the decorative part of the stitch to the front.



## Radiant Stitches

Radiant stitches are an exclusive PFAFF® sewing technique. These stitches have a built in stop allowing you to sew a line of stitches in any shape. Make beautiful necklines or pocketlines on garments.



## Lace Edge Stitches

Sew beautiful Lace Edge stitches on your projects using the Bi-Level Guide Foot and water soluble stabilizer.

